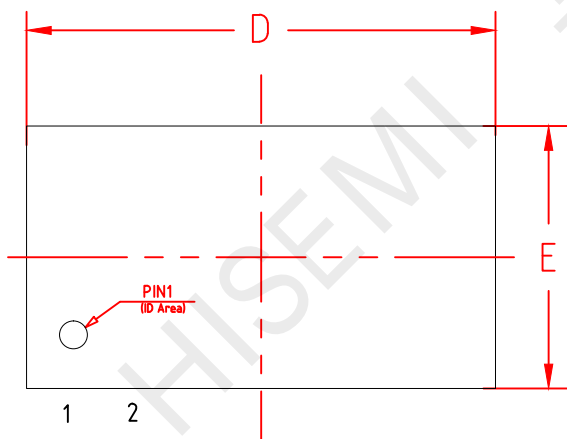


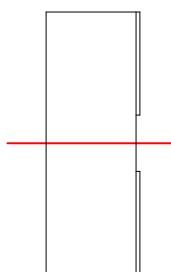
TOP VIEW

正视图



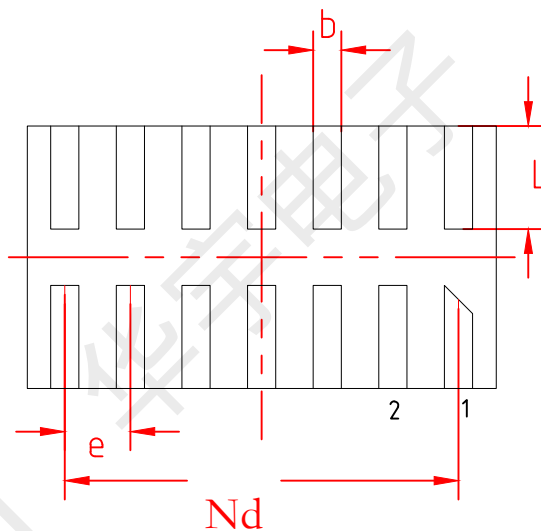
SIDE VIEW

侧视图



BOTTOM VIEW

背视图

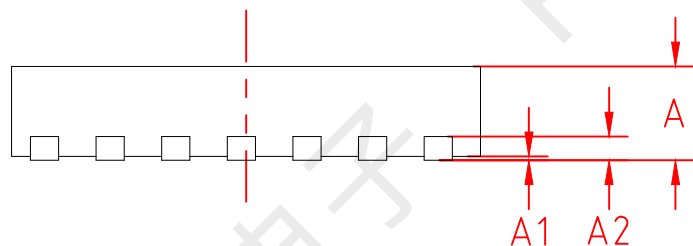



机械尺寸/mm

| 字符<br>SYMBOL | 最小值<br>MIN | 典型值<br>NOMINAL | 最大值<br>MAX |
|--------------|------------|----------------|------------|
| A            | 0.45       | 0.50           | 0.55       |
| A1           | 0.00       | 0.02           | 0.05       |
| A2           | 0.127 REF  |                |            |
| b            | 0.10       | 0.15           | 0.20       |
| D            | 2.45       | 2.50           | 2.55       |
| Nd           | 2.10 BSC   |                |            |
| e            | 0.35 BSC   |                |            |
| E            | 1.35       | 1.40           | 1.45       |
| L            | 0.50       | 0.55           | 0.60       |

SIDE VIEW

侧视图



|  |  |             |                         |
|--|--|-------------|-------------------------|
|  <b>池州华宇电子科技股份有限公司</b><br>CHI ZHOU HI SEMI ELECTRONICS TECHNOLOGY CO.,LTD |  | 制图:<br>Draw | 李家通<br>2021.09.28       |
| 图号 Drawing NO.   | HY-POD-DFN141425001                                      |             | 制图核查:<br>Drawing review |
| Title<br>产品外形图   | PACKAGE OUTLINE DIMENSIONS<br>DFN14L (1.4×2.5×0.5-P0.35) |             | 审核:<br>Checker          |
| 幅图 size  | 页数 page  | 单位 unit     | 比例 scale                |
| A4   | 1  | mm          | 1:1                     |
|  |  |             | 视图 view                 |
|  |  |             | 核准:<br>Approved         |